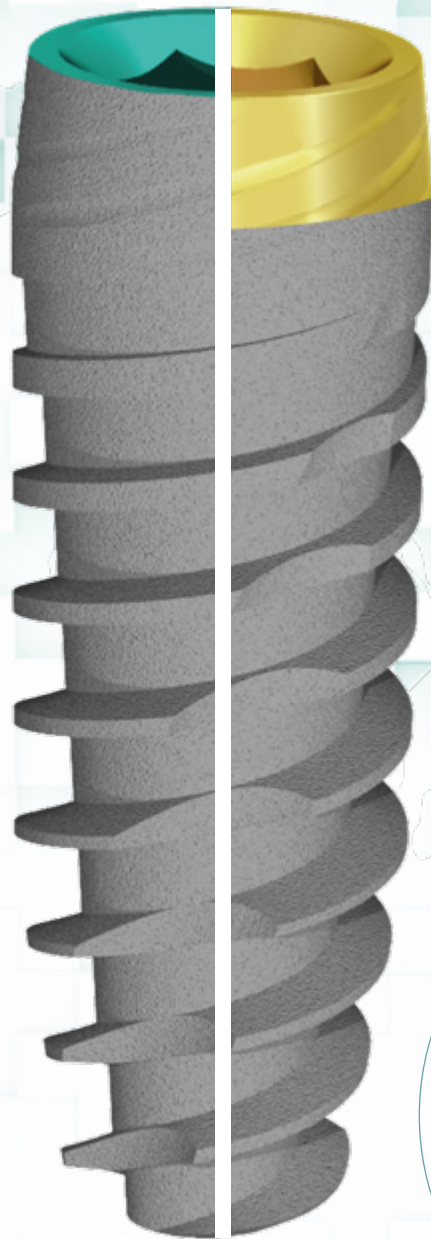





JDENTAL CARE


just smile



Approved



MADE IN ITALY



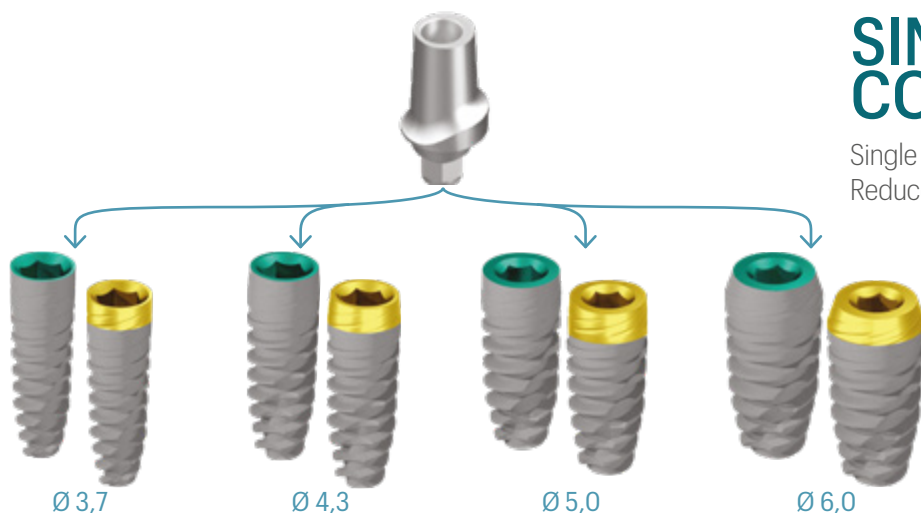
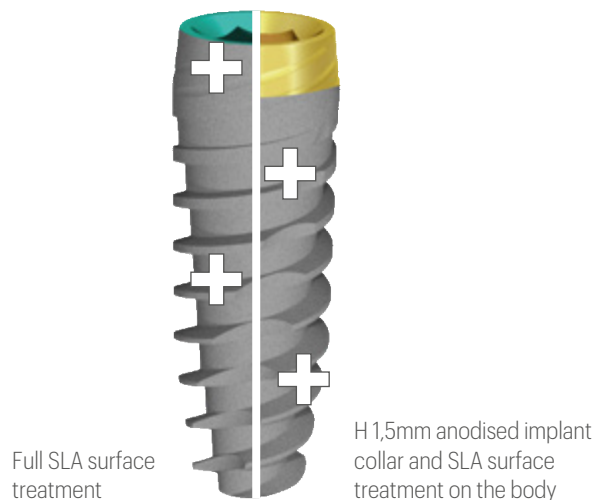
Dental Implant

JD EVOLUTION

SIMPLE INSERTION, NATURAL STABILITY

features & advantages

- Internal hex connection with lead-in bevel
- Anatomic coronal collar
- Expanding tapered inner body
- Self-cutting capacity in both directions
- Apical cutting blades
- The connection is universally recognized by all the main digital libraries
- Reduces stress concentration on the crestal bone and maximizes bone volume around the implant neck for stable hard and soft tissues
- Makes it possible to achieve high primary stability




SINGLE PROSTHETIC CONNECTION

Single prosthetic connection for all diameters
Reduced inventory and enhanced working flexibility

PRODUCT SPECIFICATIONS

The JDEvolution Plus dental implants are available in the diameters and lengths shown in the following table:

IMPLANT DIAMETER	TIP DIAMETER	ABUTMENT INTERFACE	PLATFORM DIAMETER	LENGTH						
				6	8	10	11,5	13	15	18
Ø 3,7	2,4	3,4	3,7		8	10	11,5	13	15	18
Ø 4,0	2,4	3,4	3,8	6	8	10	11,5	13	15	18
Ø 4,3	2,8	3,4	4,0	6	8	10	11,5	13	15	18
Ø 5,0	3,2	3,4	4,8	6	8	10	11,5	13	15	18
Ø 6,0	4,0	3,4	5,0	6	8	10	11,5	13	15	



Note: All measurements in mm

PRODUCT CATALOGUE

Note: all measurements of diameters and lengths are in mm

Implants:

Ø 3,7

EV37080:	JDEvolution Plus Ø 3.7 L 8
EV37100:	JDEvolution Plus Ø 3.7 L 10
EV37115:	JDEvolution Plus Ø 3.7 L 11.5
EV37130:	JDEvolution Plus Ø 3.7 L 13
EV37150:	JDEvolution Plus Ø 3.7 L 15
EV37180:	JDEvolution Plus Ø 3.7 L 18

Ø 4,3




EV43060:	JDEvolution Plus Ø 4.3 L 6
EV43080:	JDEvolution Plus Ø 4.3 L 8
EV43100:	JDEvolution Plus Ø 4.3 L 10
EV43115:	JDEvolution Plus Ø 4.3 L 11.5
EV43130:	JDEvolution Plus Ø 4.3 L 13
EV43150:	JDEvolution Plus Ø 4.3 L 15
EV43180:	JDEvolution Plus Ø 4.3 L 18

Ø 5,0

EV50060:	JDEvolution Plus Ø 5.0 L 6
EV50080:	JDEvolution Plus Ø 5.0 L 8
EV50100:	JDEvolution Plus Ø 5.0 L 10
EV50115:	JDEvolution Plus Ø 5.0 L 11.5
EV50130:	JDEvolution Plus Ø 5.0 L 13
EV50150:	JDEvolution Plus Ø 5.0 L 15
EV50180:	JDEvolution Plus Ø 5.0 L 18

Ø 6,0

EV60060:	JDEvolution Plus Ø 6.0 L 6
EV60080:	JDEvolution Plus Ø 6.0 L 8
EV60100:	JDEvolution Plus Ø 6.0 L 10
EV60115:	JDEvolution Plus Ø 6.0 L 11.5
EV60130:	JDEvolution Plus Ø 6.0 L 13
EV60150:	JDEvolution Plus Ø 6.0 L 15



Anodised implant collar:

Ø 3,7

EVA37080:	JDEvolution Plus Anodized Collar Ø 3.7 L 8
EVA37100:	JDEvolution Plus Anodized Collar Ø 3.7 L 10
EVA37115:	JDEvolution Plus Anodized Collar Ø 3.7 L 11.5
EVA37130:	JDEvolution Plus Anodized Collar Ø 3.7 L 13
EVA37150:	JDEvolution Plus Anodized Collar Ø 3.7 L 15
EVA37180:	JDEvolution Plus Anodized Collar Ø 3.7 L 18

Ø 4,3




EVA43060:	JDEvolution Plus Anodized Collar Ø 4.3 L 6
EVA43080:	JDEvolution Plus Anodized Collar Ø 4.3 L 8
EVA43100:	JDEvolution Plus Anodized Collar Ø 4.3 L 10
EVA43115:	JDEvolution Plus Anodized Collar Ø 4.3 L 11.5
EVA43130:	JDEvolution Plus Anodized Collar Ø 4.3 L 13
EVA43150:	JDEvolution Plus Anodized Collar Ø 4.3 L 15
EVA43180:	JDEvolution Plus Anodized Collar Ø 4.3 L 18

Ø 5,0

EVA50060:	JDEvolution Plus Anodized Collar Ø 5.0 L 6
EVA50080:	JDEvolution Plus Anodized Collar Ø 5.0 L 8
EVA50100:	JDEvolution Plus Anodized Collar Ø 5.0 L 10
EVA50115:	JDEvolution Plus Anodized Collar Ø 5.0 L 11.5
EVA50130:	JDEvolution Plus Anodized Collar Ø 5.0 L 13
EVA50150:	JDEvolution Plus Anodized Collar Ø 5.0 L 15
EVA50180:	JDEvolution Plus Anodized Collar Ø 5.0 L 18

Ø 6,0

EVA60060:	JDEvolution Plus Anodized Collar Ø 6.0 L 6
EVA60080:	JDEvolution Plus Anodized Collar Ø 6.0 L 8
EVA60100:	JDEvolution Plus Anodized Collar Ø 6.0 L 10
EVA60115:	JDEvolution Plus Anodized Collar Ø 6.0 L 11.5
EVA60130:	JDEvolution Plus Anodized Collar Ø 6.0 L 13
EVA60150:	JDEvolution Plus Anodized Collar Ø 6.0 L 15



Ø 4,0 Implants:

EVT40060:	JDEvolution Plus Ø 4.0 L 6
EVT40080:	JDEvolution Plus Ø 4.0 L 8
EVT40100:	JDEvolution Plus Ø 4.0 L 10
EVT40115:	JDEvolution Plus Ø 4.0 L 11.5
EVT40130:	JDEvolution Plus Ø 4.0 L 13
EVT40150:	JDEvolution Plus Ø 4.0 L 15
EVT40180:	JDEvolution Plus Ø 4.0 L 18



Cover screw:

EVCS:	Cover Screw JDEvolution Plus
EVCS6:	Cover Screw Ø 6.0 JDEvolution Plus



Healing Abutment:


EVHA43:	Healing Abutment Ø 4.0 H 3.0 JDEvolution Plus
EVHA45:	Healing Abutment Ø 4.0 H 5.0 JDEvolution Plus
EVHA47:	Healing Abutment Ø 4.0 H 7.0 JDEvolution Plus
EVHA53:	Healing Abutment Ø 5.0 H 3.0 JDEvolution Plus
EVHA55:	Healing Abutment Ø 5.0 H 5.0 JDEvolution Plus
EVHA57:	Healing Abutment Ø 5.0 H 7.0 JDEvolution Plus
EVHA59:	Healing Abutment Ø 5.0 H 9.0 JDEvolution Plus
EVHA63:	Healing Abutment Ø 6.0 H 3.0 JDEvolution Plus
EVHA65:	Healing Abutment Ø 6.0 H 5.0 JDEvolution Plus
EVHA67:	Healing Abutment Ø 6.0 H 7.0 JDEvolution Plus
EVHA753:	Healing Abutment Ø 7.5 H 3.0 JDEvolution Plus
EVHA755:	Healing Abutment Ø 7.5 H 5.0 JDEvolution Plus
EVHA54TS:	Healing Abutment Tissue Ø 5.0 H 4.0 JDEvolution Plus
EVHA56TS:	Healing Abutment Tissue Ø 5.0 H 6.0 JDEvolution Plus



Impression coping:

OPEN TRAY

EVICOT4C:	Impression Coping Open Tray Ø 4.0 JDEvolution Plus
EVICOT5C:	Impression Coping Open Tray Ø 5.0 JDEvolution Plus
EVICOT6C:	Impression Coping Open Tray Ø 6.0 JDEvolution Plus
EVICOTNEC:	Impression Coping Open Tray Non Engaging JDEvolution Plus
EVICOTS:	Impression Coping Open Tray Screw JDEvolution Plus
EVICOT5TSC:	Impression Coping Tissue Open Tray Ø 5.0 JDEvolution Plus



CLOSED TRAY

EVICCT4C:	Impression Coping Closed Tray Ø 4.0 JDEvolution Plus
EVICCT5C:	Impression Coping Closed Tray Ø 5.0 JDEvolution Plus
EVICCT6C:	Impression Coping Closed Tray Ø 6.0 JDEvolution Plus
EVICCTS:	Impression Coping Closed Tray Screw JDEvolution Plus
EVICCT1C:	Impression Coping Closed Tray Direct Press Fit JDEvolution Plus



Temporary Abutment:

EVTAE:	Temporary Abutment Engaging JDEvolution Plus
EVTAEPC:	Temporary Abutment Engaging Peek JDEvolution Plus
EVTANEC:	Temporary Abutment Non Engaging JDEvolution Plus
EVTAEATSC:	Temporary Abutment Tissue Engaging JDEvolution Plus
EVTANETSC:	Temporary Abutment Tissue Non Engaging JDEvolution Plus

Torque recommended 30 Ncm



Straight Abutment:

EVNSA4510C:	Straight Abutment Ø 4.5 H 1.5 JDEvolution Plus
EVNSA4520C:	Straight Abutment Ø 4.5 H 2.0 JDEvolution Plus
EVNSA4540C:	Straight Abutment Ø 4.5 H 4.0 JDEvolution Plus
EVNSA5020C:	Straight Abutment Ø 5.0 H 2.0 JDEvolution Plus
EVNSA5040C:	Straight Abutment Ø 5.0 H 4.0 JDEvolution Plus
EVNSA6020C:	Straight Abutment Ø 6.0 H 2.0 JDEvolution Plus
EVNSA6040C:	Straight Abutment Ø 6.0 H 4.0 JDEvolution Plus
EVNSA5020TSC:	Straight Abutment Tissue Ø 5.0 H 2.0 JDEvolution Plus
EVNSA5040TSC:	Straight Abutment Tissue Ø 5.0 H 4.0 JDEvolution Plus

Torque recommended 30 Ncm



Torque recommended 30 Ncm



GP Abutment:

EV15GPAEC:	GP Abutment 15° JDEvolution Plus
EV25GPAEC:	GP Abutment 25° JDEvolution Plus

Torque recommended 30 Ncm



EVGPA40EC:	GP Abutment Engaging Ø 4.0 JDEvolution Plus
EVGPA40NEC:	GP Abutment Non Engaging Ø 4.0 JDEvolution Plus
EVGPAEC:	GP Abutment Engaging Ø 5.0 JDEvolution Plus
EVGPA50NEC:	GP Abutment Non Engaging Ø 5.0 JDEvolution Plus
EVGPAEPC:	GP Abutment Engaging Peek Ø 5.0 JDEvolution Plus
EVGPA60EC:	GP Abutment Engaging Ø 6.0 JDEvolution Plus

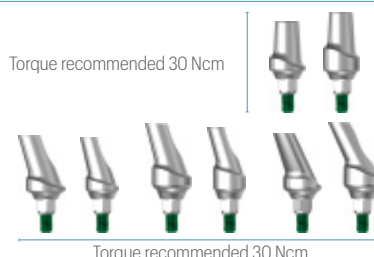
Torque recommended 30 Ncm



Anatomic Abutment:

EVEA15:	Anatomic Abutment H 1.5 JDEvolution Plus
EVEA30:	Anatomic Abutment H 3.0 JDEvolution Plus
EV15A15:	15° Angulated Anatomic Abutment Ø 5.0 H 1.5 JDEvolution Plus
EV15A15N:	15° Angulated Anatomic Abutment Ø 4.5 H 1.5 JDEvolution Plus
EV15A30:	15° Angulated Anatomic Abutment Ø 5.0 H 3.0 JDEvolution Plus
EV15A30N:	15° Angulated Anatomic Abutment Ø 4.5 H 3.0 JDEvolution Plus
EV25A15:	25° Angulated Anatomic Abutment Ø 5.0 H 1.5 JDEvolution Plus
EV25A30:	25° Angulated Anatomic Abutment Ø 5.0 H 3.0 JDEvolution Plus

Torque recommended 30 Ncm



Torque recommended 30 Ncm

Rapid Abutment:

EVRA15C:	Rapid Abutment H 1.5 JDEvolution Plus
EVRA30C:	Rapid Abutment H 3.0 JDEvolution Plus
EVRA15D:	Rapid Abutment w/o Healing Cap and Coping H 1.5 JDEvolution Plus
EVRA30D:	Rapid Abutment w/o Healing Cap and Coping H 3.0 JDEvolution Plus
EVRAHC	Rapid Abutment Healing Cap
EVRAIC	Rapid Abutment Impression Coping
EVRAAR	Rapid Abutment Replica

Torque recommended 30 Ncm

Torque recommended 30 Ncm



Wax up Abutment:

EVWAEC:	Wax-Up Abutment Engaging JDEvolution Plus
EVWANEC:	Wax-Up Abutment Non Engaging JDEvolution Plus

Torque recommended 30 Ncm




Cobalt-Chrome Abutment:

EVCCCEC:	Chrome-Cobalt Abutment Engaging JDEvolution Plus
EVCCNEC:	Chrome-Cobalt Abutment Non Engaging JDEvolution Plus
EVACCNEC:	Cobalt-Chrome Conical Abutment Non Engaging JDEvolution Plus

Torque recommended 30 Ncm

15 Ncm



Gold Abutment:

EVGAEC:	Gold Abutment Engaging JDEvolution Plus
EVGANEC:	Gold Abutment Non Engaging JDEvolution Plus

Torque recommended 30 Ncm



Conical Abutment:

EVNCA10C:	Conical Abutment Straight H 1.0 JDEvolution Plus
EVNCA15C:	Conical Abutment Straight H 1.5 JDEvolution Plus
EVNCA20C:	Conical Abutment Straight H 2.0 JDEvolution Plus
EVNCA30C:	Conical Abutment Straight H 3.0 JDEvolution Plus
EVNCA40C:	Conical Abutment Straight H 4.0 JDEvolution Plus
EVNCA70C:	Conical Abutment Straight H 7.0 JDEvolution Plus
EVNCA90C:	Conical Abutment Straight H 9.0 JDEvolution Plus
EVNCA15TSC:	Conical Abutment Tissue Straight H 1.5 JDEvolution Plus
EVNCA30TSC:	Conical Abutment Tissue Straight H 3.0 JDEvolution Plus
EVNCA40TSC:	Conical Abutment Tissue Straight H 4.0 JDEvolution Plus
EVNCA50TSC:	Conical Abutment Tissue Straight H 5.0 JDEvolution Plus
EVCA1725C:	Conical Abutment Angulated 17° H 2.5 JDEvolution Plus
EVCA1735C:	Conical Abutment Angulated 17° H 3.5 JDEvolution Plus
EVCA3025C:	Conical Abutment Angulated 30° H 2.5 JDEvolution Plus
EVCA3035C:	Conical Abutment Angulated 30° H 3.5 JDEvolution Plus
EVCA1725TSC:	Conical Abutment Tissue Angulated 17° H 2.5 JDEvolution Plus
EVCA1735TSC:	Conical Abutment Tissue Angulated 17° H 3.5 JDEvolution Plus
EVCA3025TSC:	Conical Abutment Tissue Angulated 30° H 2.5 JDEvolution Plus
EVCA3035TSC:	Conical Abutment Tissue Angulated 30° H 3.5 JDEvolution Plus
EVCA3050TSC:	Conical Abutment Tissue Angulated 30° H 5.0 JDEvolution Plus

Torque recommended 30 Ncm



Torque recommended 30 Ncm




Torque recommended 30 Ncm



Torque recommended 30 Ncm

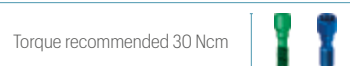


EVA137C:	Conical Abutment Straight Engaging H 1.5 JDEvolution Plus
EVA138C:	Conical Abutment Straight Engaging H 3.0 JDEvolution Plus
EVS105:	Screw for Conical Abutment Straight Engaging H 1.5 JDEvolution Plus
EVS106:	Screw for Conical Abutment Straight Engaging H 3.0 JDEvolution Plus
EVCASA:	Screw for Angulated Conical Abutment JDEvolution Plus
EVCAPS:	Prosthetic Screw Conical Abutment JDEvolution Plus
EVCAPSL:	Prosthetic Screw Conical Abutment Long JDEvolution Plus
EVCAPSA	Prosthetic Screw Angulated for Conical Abutment JDEvolution
EVCAICOTEC:	Conical Abutment Impression Coping Engaging Open Tray JDEvolution Plus
EVCAICOTC:	Conical Abutment Impression Coping Open Tray JDEvolution Plus
EVCAICOTLC:	Conical Abutment Impression Coping Open Tray Long JDEvolution Plus
EVCAICOT02:	Screw for Conical Abutment Impression Coping Open Tray JDEvolution Plus
EVCAICOT04:	Screw for Conical Abutment Impression Coping Open Tray Long JDEvolution Plus
EVCAICTC	Conical Abutment Impression Coping Closed Tray
EVCAHC:	Healing Cap for Conical Abutment JDEvolution Plus
EVCAHCL:	Conical Abutment Healing Cap H 6.0 JDEvolution Plus
EVCAHC9:	Conical Abutment Healing Cap H 9.0 JDEvolution Plus
EVCAHCB:	Conical Abutment Healing Cap Peek JDEvolution Plus
EVCAGPAEC:	GP Abutment Engaging for Conical Abutment JDEvolution Plus
EVCAGPANEC:	GP Abutment Non Engaging for Conical Abutment JDEvolution Plus
EVCATANEWSC:	Temporary Abutment Non Engaging Conical Abutment Smooth for Welding JDEvolution Plus
EVCATANEC:	Temporary Abutment Non Engaging Conical Abutment JDEvolution Plus
EVCATANEWC:	Temporary Abutment Non Engaging Conical Abutment for Welding JDEvolution Plus
EVCAWANEC:	Wax-Up Abutment Non Engaging for Conical Abutment JDEvolution Plus
EVCAAR	Conical Abutment Replica




Prosthetic screw:

EVS:	Prosthetic Screw JDEvolution Plus
EVSA:	Prosthetic Screw Angulated JDEvolution Plus



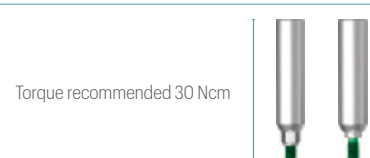
Interfaces:

EVINTEC:	Interface Engaging JDEvolution Plus
EVINTNEC:	Interface Non Engaging JDEvolution Plus
70287C:	Interface Non Engaging for Conical Abutment JDEvolution Plus



AS Abutment:

EVASCEC:	AS Abutment Engaging JDEvolution Plus
EVASCNEC:	AS Abutment Non Engaging JDEvolution Plus



TiBase, JDSCardBody and Implant Replica CAD CAM:

EVSBCCEC:	ScanBody Engaging JDEvolution Plus
EVCASBCEC:	ScanBody Conical Abutment JDEvolution Plus
EVCASBCEEC:	ScanBody Engaging Conical Abutment JDEvolution Plus
EVCASBCECSC:	On Top ScanBody Conical Abutment JDEvolution Plus
EVSCPC:	ScanPost JDEvolution Plus



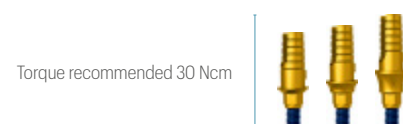
EVTIBC:	TiBase Engaging Ø4.25 H 0.5 C 4.7 JDEvolution Plus
EVTIBNEC:	TiBase Non Engaging Ø4.25 H 0.5 C 4.7 JDEvolution Plus
EVTIB15C:	TiBase Engaging Ø4.25 H 1.5 C 4.7 JDEvolution Plus
EVTIB15NEC:	TiBase Non Engaging Ø4.25 H 1.5 C 4.7 JDEvolution Plus
EVTIB30C:	TiBase Engaging Ø4.25 H 3.0 C 4.7 JDEvolution Plus
EVTIB30NEC:	TiBase Non Engaging Ø4.25 H 3.0 C 4.7 JDEvolution Plus



EVTIBNC:	TiBase Long Engaging Ø4.4 H 0.5 C 7.7 JDEvolution Plus
EVTIBNEC:	TiBase Long Non Engaging Ø4.4 H 0.5 C 7.7 JDEvolution Plus
EVTIB15NC:	TiBase Long Engaging Ø4.4 H 1.5 C 7.7 JDEvolution Plus
EVTIB15NEC:	TiBase Long Non Engaging Ø4.4 H 1.5 C 7.7 JDEvolution Plus
EVTIB30NC:	TiBase Long Engaging Ø4.4 H 3.0 C 7.7 JDEvolution Plus
EVTIB30NEC:	TiBase Long Non Engaging Ø4.4 H 3.0 C 7.7 JDEvolution Plus



EVA150C:	TiBase Long Engaging Ø4.4 H 0.5 C 7.7 for Angulated Channel JDEvolution Plus
EVA152C:	TiBase Long Engaging Ø4.4 H 1.5 C 7.7 for Angulated Channel JDEvolution Plus
EVA154C:	TiBase Long Engaging Ø4.4 H 3.0 C 7.7 for Angulated Channel JDEvolution Plus



EVA133C:	Tibase Interface Engaging H 6.0 for Angulated Channel JDEvolution Plus*
EVA134C:	Tibase Interface Non Engaging H 6.0 for Angulated Channel JDEvolution Plus*
EVA135C:	Tibase Interface Engaging H 10.0 for Angulated Channel JDEvolution Plus*
EVA136C:	Tibase Interface Non Engaging H 10.0 for Angulated Channel JDEvolution Plus*

*for the indicated products, the EVS: prosthetic screw must be used for straight channels and the EVSA: prosthetic screw must be used for angled channels. Prosthetic screws are not included.

EVCAITEC:	Interface CAD CAM Engaging for Conical Abutment JDEvolution Plus (H 7.5)
EVA139C:	TiBase Engaging for Conical Abutment JDEvolution Plus (H 5.0)
EVCAITC:	Interface CAD CAM Non Engaging for Conical Abutment JDEvolution Plus (H 7.3)
EVCAITBC:	TiBase for Conical Abutment JDEvolution Plus (H 5.0)

EVANCN:	Implant Replica CAD CAM New JDEvolution Plus
EVCAARC:	Conical Abutment Replica CAD CAM New
EVPMNC:	Pre-milled Abutment Blank JDEvolution Plus



Torque recommended 30 Ncm



Torque recommended 15 Ncm



Torque recommended 30 Ncm

Note: please contact info@identalcare.com for the digital library for Exocad, 3Shape and Dental Wings software

Conometric Abutment:

EVCP05C:	Conometric Abutment Straight H 0.5 JDEvolution Plus
EVCP10C:	Conometric Abutment Straight H 1.0 JDEvolution Plus
EVCP20C:	Conometric Abutment Straight H 2.0 JDEvolution Plus
EVCP30C:	Conometric Abutment Straight H 3.0 JDEvolution Plus
EVCP40C:	Conometric Abutment Straight H 4.0 JDEvolution Plus
EV7CP20C:	7,5° Angulated Conometric Abutment H 2.0 JDEvolution Plus
EVI5CP20C:	15° Angulated Conometric Abutment H 2.0 JDEvolution Plus
EV22CP20C:	22,5° Angulated Conometric Abutment H 2.0 JDEvolution Plus
EVA300C:	30° Angulated Conometric Abutment H 2.0 JDEvolution Plus
EVCP5:	Screw for Conometric Abutment JDEvolution Plus
EVA130C:	Cap With Pin for Intraoral Welding
EVA131C:	Cap for Partial or Full-Arch Fixed Prosthesis
EVA132C:	Anti-Rotation Cap for Single Element
EVCPIC:	Conometric Abutment Impression Coping PEEK
EVCPAN:	Conometric Abutment Replica


Torque recommended 30 Ncm



Torque recommended 30 Ncm



Torque recommended 30 Ncm



Ball Abutment:

EVBA15:	Ball Abutment H 1.5 JDEvolution Plus
EVBA30:	Ball Abutment H 3.0 JDEvolution Plus
EVBA50:	Ball Abutment H 5.0 JDEvolution Plus
EVBAA:	Ball Abutment Replica
EVBAHC:	Ball Abutment Elastic Retention Cap w/Container
EVBAN:	Ball Abutment Retention Cap


Torque recommended 30 Ncm



Emi Abutment:

EVEMI15:	Emi Abutment H 1.5 JDEvolution Plus
EVEMI30:	Emi Abutment H 3.0 JDEvolution Plus
EVEMI50:	Emi Abutment H 5.0 JDEvolution Plus
EVEMISCK:	Smart cap attachment Emi Abutment
EVEMIHC:	Emi Abutment Elastic Retention Cap w/ Container
EVEMIN:	Emi Abutment Elastic Retention Cap (1.2 kg)
EVEMIH:	Emi Abutment Container
EVEMIIC:	Emi Abutment Plastic Impression Coping
EVEMIICS:	Emi Abutment Steel Impression Coping
EVEMINT:	Emi Abutment White Retention Cap (1.8 kg)
EVEMINY:	Emi Abutment Yellow Retention Cap (0.6 kg)
EVEMINP:	Emi Abutment Purple Retention Cap (2.5 kg)
EVEMINB:	Emi Abutment Retention Cap for Laboratory
EVEMIEIT:	Extractor-insertion Tool For Caps
EVEMIA:	Emi Abutment Replica

Torque recommended 30 Ncm



Implant replica:

EVAN:	Implant Replica JDEvolution Plus
-------	----------------------------------



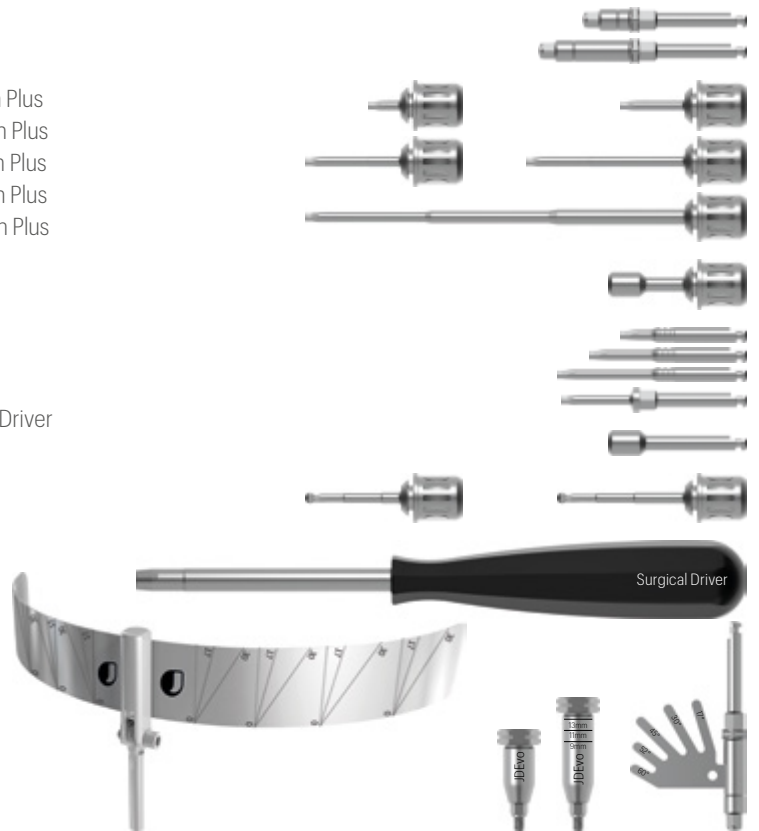
Bone Mill:

JDBMNNC:	Bone Mill Ø 5.0 and Guide JDEvolution Plus
JDBM6NC:	Bone Mill Ø 6.0 and Guide JDEvolution Plus
JDBMGNN:	Bone Mill Guide JDEvolution Plus



Implant and Prosthetic Drivers:

EVID:	Implant Driver JDEvolution Plus
EVIDL:	Implant Driver Long JDEvolution Plus
EVSDPF15:	Prosthetic Driver for JDTorque L 15 JDEvolution Plus
EVSDPF20:	Prosthetic Driver for JDTorque L 20 JDEvolution Plus
EVSDPF25:	Prosthetic Driver for JDTorque L 25 JDEvolution Plus
EVSDPF35:	Prosthetic Driver for JDTorque L 35 JDEvolution Plus
EVSDPF60:	Prosthetic Driver for JDTorque L 60 JDEvolution Plus
EVSDCAF	Conical Abutment Driver for JDTorque
EVSDP20:	Prosthetic Driver L 20 JDEvolution Plus
EVSDP25:	Prosthetic Driver L 25 JDEvolution Plus
EVSDP30:	Prosthetic Driver L 30 JDEvolution Plus
JDPD105	Prosthetic Driver JDEvolution Plus for Surgical Driver
EVSDCA	Conical Abutment Drive
EVSDPF25A	Angulated Screw Driver for JDTorque L 25
EVSDPF30A	Angulated Screw Driver for JDTorque L 30
EVSUD	Surgical Driver JDEvolution
JDG	JDGuide
EVGMC	Implant Mounter for JDEvolution
EVGMLC	Implant Mounter Long JDEvolution
JDD102	ZAPA Tool



Direction indicators:

JDDI	Direction Indicator
JDDIS	Direction Indicator Short
JDDI17	Direction Indicator 17°
JDDI30	Direction Indicator 30°
JDDI45	Direction Indicator 45°



DRILLING PROTOCOLS

It is recommended to adhere to the indications of the following drilling sequence to ensure optimal primary stability of the implants

Site preparation in maxilla

IMPLANT DIAMETER	HEALED BONE		POST EXTRACTIVE BONE	
	SOFT BONE	MEDIUM-DENSE BONE	SOFT BONE	MEDIUM-DENSE BONE
Ø 3,7	2,0 2,4 2,8 up to the 1 st laser mark L6mm	2,0 2,4 2,8 3,2 up to the 1 st laser mark L6mm	2,0 2,4 2,8 2,8 at the entrance	2,0 2,4 2,8 2,8 at the entrance
Ø 4,3	2,0 2,4 2,8 3,2 at the entrance	2,0 2,4 2,8 3,2 up to the 1 st laser mark L6-8mm 3,6 at the entrance	2,0 2,4 2,8 3,2 at the entrance	2,0 2,4 2,8 3,2 at the entrance
Ø 5,0	2,0 2,4 2,8 3,2 3,6 up to the 1 st laser mark L 6mm	2,0 2,4 2,8 3,2 3,6 up to the 1 st laser mark L 6mm 4,0 at the entrance	2,0 2,4 2,8 3,2 3,6 at the entrance up to the 1 st laser mark L 6mm	2,0 2,4 2,8 3,2 3,6 at the entrance up to the 1 st laser mark L 6mm
Ø 6,0	2,0 2,4 2,8 3,2 3,6	2,0 2,4 2,8 3,2 3,6 4,0 4,4 up to the 1 st laser mark L 6mm	2,0 2,4 2,8 3,2 3,6 4,0	2,0 2,4 2,8 3,2 3,6 4,0



Short Implant L 6mm
JDEvolution Plus
insertion in maxilla



short
Ø 4,3
L 6

Start the osteotomy with standard twist drill Ø 2.0mm and Ø 2.4mm

Complete with the Ø 4mm L 6mm drill code JDDICS4

short
Ø 5,0
L 6

Start the osteotomy with standard twist drill Ø 2.0mm and Ø 2.4mm

Complete with the Ø 4mm L 6mm drill code JDDICS4D

Site preparation in mandible

IMPLANT DIAMETER	HEALED BONE		POST EXTRACTIVE BONE	
	SOFT BONE	MEDIUM-DENSE BONE	SOFT BONE	MEDIUM-DENSE BONE
Ø 3,7	2,0 2,4 2,8 3,2 up to the 2 nd laser mark L 8mm 3,6 up to the 1 st laser mark L 6mm	2,0 2,4 2,8 3,2 3,6 up to the 1 st laser mark L 6mm	2,0 2,4 2,8 3,2 at the entrance	2,0 2,4 2,8 3,2 at the entrance
Ø 4,3	2,0 2,4 2,8 3,2 3,6 up to the 2 nd laser mark L 8mm 4,0 up to the 2 nd laser mark L 8mm	2,0 2,4 2,8 3,2 3,6 4,0 up to the 2 nd laser mark L8mm 4,4 up to the 1 st laser mark L 6mm	2,0 2,4 2,8 3,2 3,6 at the entrance	2,0 2,4 2,8 3,2 3,6 at the entrance
Ø 5,0	2,0 2,4 2,8 3,2 3,6 4,0 4,4 up to the 2 nd laser mark L 8mm 4,8 at the entrance	2,0 2,4 2,8 3,2 3,6 4,0 4,4 4,8 at the entrance	2,0 2,4 2,8 3,2 3,6 4,0 at the entrance	2,0 2,4 2,8 3,2 3,6 4,0 at the entrance
Ø 6,0	2,0 2,4 2,8 3,2 3,6 4,0 4,4 up to the 2 nd laser mark L 8mm 4,8 up to the 2 nd laser mark L 8mm	2,0 2,4 2,8 3,2 3,6 4,0 4,4 4,8 up to the 2 nd laser mark L 8mm	2,0 2,4 2,8 3,2 3,6 4,0 4,4	2,0 2,4 2,8 3,2 3,6 4,0 4,4



Short Implant L 6mm
JDEvolution Plus
insertion in mandible



short
Ø 4,3
L 6

Start the osteotomy with standard twist drill Ø 2.0mm, Ø 2,4mm and Ø 2,8mm.

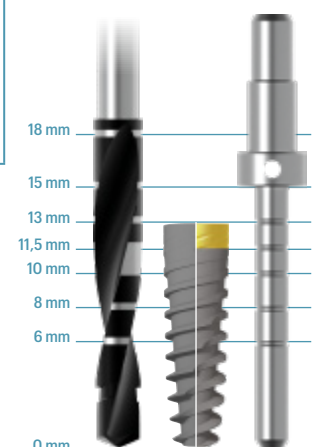
Complete with the Ø 4mm L 6mm drill code JDDICS4D

short
Ø 5,0
L 6

Start the osteotomy with standard twist drill Ø 2,0mm, Ø 2,4mm and Ø 2,8mm.

Complete with the Ø 5mm L 6mm drill code JDDICS5

Note: All measurements in mm



DRILLING PROTOCOLS - Ø 4,0 IMPLANTS

It is recommended to adhere to the indications of the following drilling sequence to ensure optimal primary stability of the implants.

site preparation in maxilla



IMPLANT DIAMETER	HEALED BONE		POST EXTRACTIVE BONE		Short Implant L 6mm JDEvolution Plus insertion in maxilla
	SOFT BONE	MEDIUM-DENSE BONE	SOFT BONE	MEDIUM-DENSE BONE	
Ø 4,0	2.0 2.4 2.8	2.0 2.4 2.8 3.2 up to the 2 nd laser mark L 8mm	2.0 2.4 2.8 up to the 2 nd laser mark L 8mm	2.0 2.4 2.8	short Ø 4,0 L 6 Start the osteotomy with standard twist drill Ø 2.0mm and Ø 2.4mm Complete with the Ø 4mm L 6mm drill code JDDICS4

site preparation in mandible



IMPLANT DIAMETER	HEALED BONE		POST EXTRACTIVE BONE		Short Implant L 6mm JDEvolution Plus insertion in mandible
	SOFT BONE	MEDIUM-DENSE BONE	SOFT BONE	MEDIUM-DENSE BONE	
Ø 4,0	2.0 2.4 2.8 3.2 up to the 2 nd laser mark L 8mm 3.6 up to the 2 nd laser mark L 8mm	2.0 2.4 2.8 3.2 3.6 4.0 up to the 1 st laser mark L 6mm	2.0 2.4 2.8 3.2 up to the 2 nd laser mark L 8mm 3.6 up to the 1 st laser mark L 8mm	2.0 2.4 2.8 3.2 3.6 up to the 1 st laser mark L 8mm	short Ø 4,0 L 6 Start the osteotomy with standard twist drill Ø 2.0mm, Ø 2.4mm and Ø 2.8mm Complete with the Ø 4mm L 6mm drill code JDDICS4D

Note: all measurements in mm



JDENTALCARE

www.jdentalcare.com

JDentalCare, the JDentalCare logo and other trademarks mentioned in this document are, excluding specifically mentioned exceptions, trademarks property of JDentalCare.
The images of the products represented in this brochure are not necessarily to scale.

Note: Not all products manufactured by JDentalCare and represented in this brochure have been regulatory cleared/released for sale in all countries and/or have been licensed in accordance with FDA Rules and Regulations.
For more information about current product assortment and availability, please contact your local JDentalCare distributor. For prescription only.

Caution: Federal (US) law restricts this device to sale by or on the other for a licensed dentist. See instructions for use for more information such as indications, warnings, precaution and contraindications.

Rev.48 of 2023-12-14